




College/Center	Proposals Submitted FY18 YTD			Awards Received FY18 YTD			Expenditures FY18 YTD	
	No.	Amount Requested	% Change vs. FY17(\$)	No.	Amount Received	% Change vs. FY17(\$)	Amount Expended	% Change vs. FY17(\$)
College of AHSS**	11	\$251,496	-86.44%	1	\$25,000	-53.97%	\$19,194	100.00%
College of Business*	7	\$500,357	54.58%	4	\$326,258	188.95%	\$221,563	-1.05%
College of Education	23	\$2,563,540	-67.51%	12	\$385,482	33.45%	\$439,005	-9.34%
College of Engineering	160	\$32,091,405	3.63%	49	\$6,291,528	15.67%	\$3,499,312	-4.26%
College of Science	90	\$21,799,007	-6.90%	49	\$1,595,330	18.01%	\$2,328,310	34.20%
College of Nursing	6	\$295,231	-92.58%	2	\$178,021	21.28%	\$94,361	-40.99%
CAO	17	\$465,199	-93.14%	33	\$1,910,807	-6.67%	\$1,300,018	-12.11%
CCRE	10	\$1,963,648	-24.31%	20	\$6,676,289	80.70%	\$2,887,574	-4.17%
CMER	4	\$451,218	217.54%	5	\$601,218	111.55%	\$902,405	18.71%
CSPAR	66	\$18,903,906	-12.17%	63	\$3,889,875	-83.60%	\$6,116,045	39.86%
ESSC	76	\$32,815,961	24.99%	139	\$14,413,816	20.42%	\$12,393,294	8.38%
ITSC	17	\$5,683,695	-50.61%	37	\$5,132,487	-36.54%	\$5,304,360	-10.89%
President	0	\$0	0.00%	0	\$0	0.00%	\$0	0.00%
Provost***	45	\$3,524,935	-41.49%	6	\$6,439,777	121.23%	\$3,333,503	-12.08%
PRC	39	\$6,411,214	11.28%	31	\$3,175,177	286.71%	\$1,816,076	-3.62%
Research Center	1	\$30,581,145	NA	1	\$1,112,205	1.03%	\$2,424,227	NA
		\$84,177,106	6.93%					

Library, OIP, OIT & VPAA

**** VPRED includes OTC & OPD

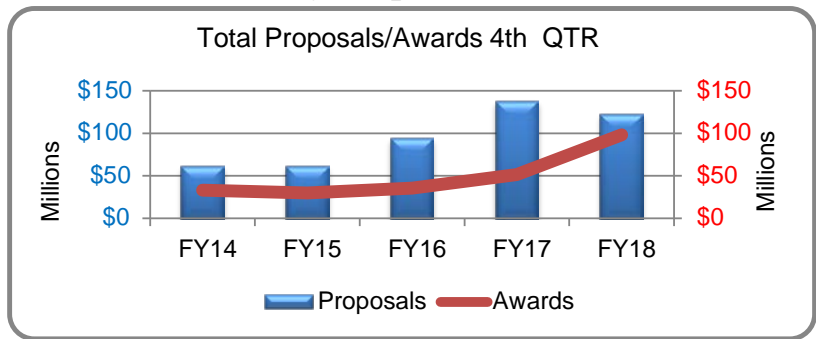


Proposals	\$294,248,797	\$257,788,835
Awards	\$104,159,191	\$148,256,142
Expenditures	\$78,718,472	\$84,177,106
ICR	\$16,860,314	\$17,659,686
*Effective ICR Rate	27%	27%

NOTE: All data includes construction

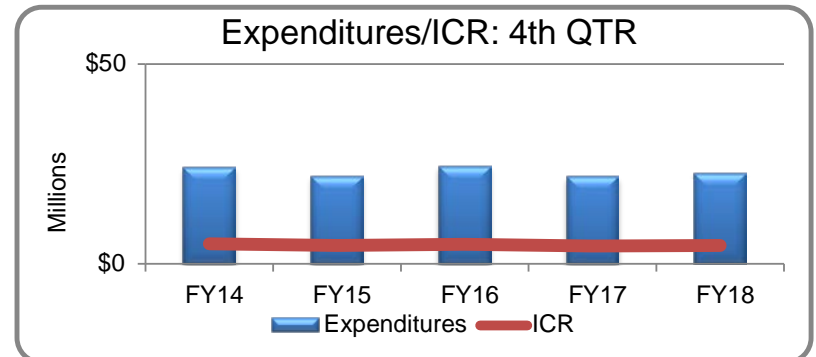
Sponsored Programs Fourth Quarter FY2018 (July - September 2018) ONLY

Total Proposals/Awards 4th Qtr		
Fiscal Year	Proposals	Awards
FY14	\$60,956,495	\$33,246,966
FY15	\$61,422,954	\$29,830,206
FY16	\$94,322,072	\$35,498,447
FY17	\$137,606,213	\$51,388,652
FY18	\$122,631,728	\$98,197,977



Total Contracts vs Grants 4th QTR FY17/FY18		
Type	FY17	FY18
Contracts	\$17,394,424	\$77,304,666
Grants	\$33,994,229	\$20,893,311
Total	\$51,388,652	\$98,197,977

Total Expenditures/ICR 4th Qtr		
Fiscal Year	Expenditures	ICR
FY14	\$24,208,602	\$5,009,988
FY15	\$21,849,248	\$4,608,764
FY16	\$24,510,717	\$4,860,162
FY17	\$21,778,756	\$4,453,459
FY18	\$22,695,325	\$4,568,690



Sponsored Awards 4th Qtr FY17/FY18		
Agency	FY17	FY18
DHHS	\$0	\$231,910
DOC	\$733,236	\$0
DOD	\$12,814,167	\$52,238,542
DOE	\$0	\$1,516,141
NASA	\$6,270,519	\$7,953,648
NSF	\$22,964,224	\$6,189,385
Other Feds	\$1,690,325	\$1,120,436
Academic	\$1,200,219	\$2,330,025
Industry	\$4,929,759	\$20,228,716
Non Profit	\$178,441	\$18,200
State	\$607,763	\$6,370,974
Total	\$51,388,652	\$98,197,977

*Unrecovered ICR 4th Qtr FY17/FY18		
Month	FY17	FY18
July	\$161,253	\$76,322
August	\$236,062	\$237,392
September	\$403,445	\$197,603
Total	\$800,760	\$511,317

* Unrecovered ICR includes all program codes

Sponsored Research 4th Qtr. FY17/FY18		
	FY17	FY18
Proposals	\$137,606,213	\$122,631,728
Awards	\$51,388,652	\$98,197,977
Expenditures	\$21,778,756	\$22,695,325
ICR	\$4,453,459	\$4,568,690
Effective ICR*	26%	25%

* Effective ICR Rate = (ICR/(Expenditures-ICR))